

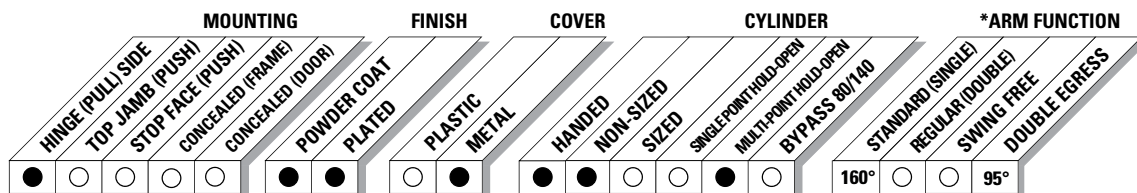


The 4310HSA SENTRONIC® is an electrically controlled closer/holder designed to provide easy passage for groups of pedestrians through high traffic doors. Pedestrians, moving through the doorway, trigger the built-in scanner. When the door is opened to 80° or more, the door is electrically held open to minimize wear and tear on applied door hardware. After the last pedestrian in a group passes through the doorway, the system timer releases the hold-open, closing the door under control of the heavy duty closer. Single lever (track) arm closer is specifically designed for pull side mounting. Choice of finishes and accessories meet virtually all high traffic installation requirements.

Certifications	Grade 1 - ANSI A156.4, ANSI 156.15, NFPA 101, UL 10C, ADA, 100 Hour Salt Spray, Meets BAA - Buy American Act	Cover	Metal, Standard
Body Construction	<ul style="list-style-type: none"> Cast Iron Body Full Complement Bearing 1-1/2" Diameter Piston 11/16" Diameter Double Heat Treated Pinion Journal 	Arms	<ul style="list-style-type: none"> Standard arm (with track) Double egress arm, optional
Fluid	All Weather Fluid	Finishes/Colors/ Powder Coat	<ul style="list-style-type: none"> Aluminum (689) Statuary Bronze (690) Light Bronze (691) Black (693) Dark Bronze (695) Brass (696) Custom colors optional Optional SRI primer - powder coat only Optional plated finishes
Handing	Handed	Wiring	<ul style="list-style-type: none"> Concealed or surface wiring 24V AC/DC input only 120V requires 4310HSA-3210 transformer HSA features a scanner activated hold-open function, fixed 15 seconds or 30 seconds
Size	Field adjustable, shipped at size 3		
Warranty	2 years		
Fasteners	Wood and machine screw pack		
Mounting	Hinge (Pull Side) interior doors		

Special Templates

Customized installation templates or products may be available to solve unusual applications. Contact LCN Product Support for assistance.



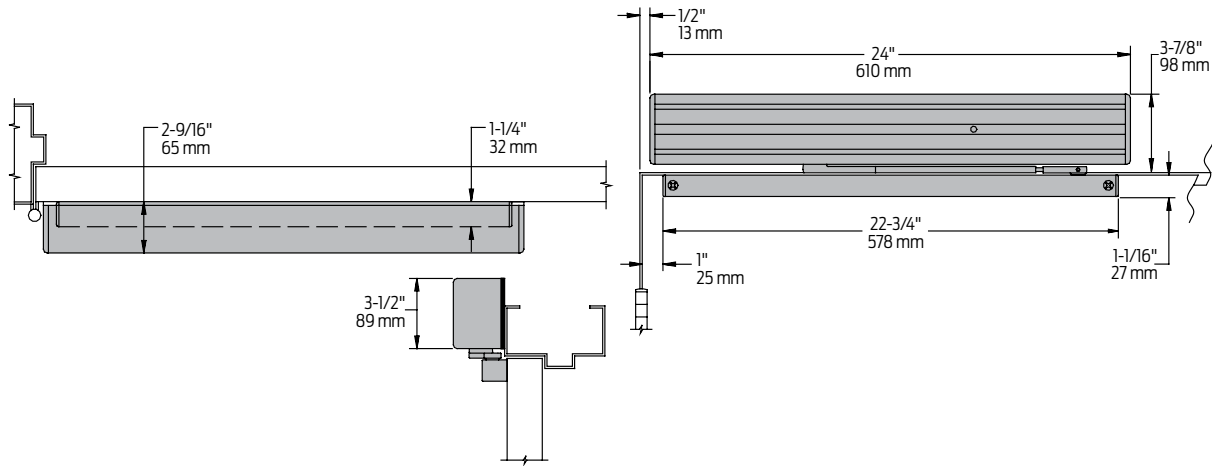
● AVAILABLE
○ NOT AVAILABLE

* Maximum opening/hold-open point with standard template. See individual closer series for degrees of opening per installation.

4310 HSA Series

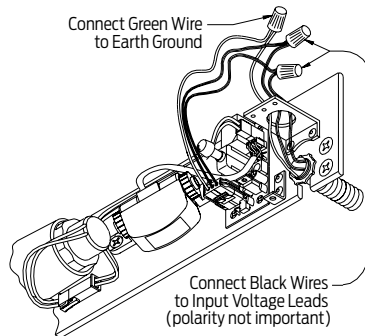
Mounting details

Hinge (Pull) Side Mounting



Butt Hinges	Should not exceed 4-1/2" (114 mm) in width
Top Rail	1-1/16" (27 mm) minimum
Reveal	<ul style="list-style-type: none"> Should not exceed 1/8" (3 mm) for standard arm Should not exceed 2-11/16" (68 mm) for double egress arm
Head Frame	Requires 2" (51 mm) minimum
Clearance	1-1/4" (32 mm) minimum.
Maximum Opening	<ul style="list-style-type: none"> Templating allows 180° Optional double egress arm limited to 95° Infinite hold-open points from 80° up to 160°
Options	<ul style="list-style-type: none"> 120 volt input requires 4310HSA-3210 transformer to change 120V AC to 24V AC

HSA (4310) Wiring Diagram



Notes:

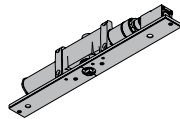
- Functions as full rack and pinion door closer when current is interrupted or continuous hold-open is not engaged
- Built-in "On/Off" switch provides continuous hold-open function

Cylinders



4311HSA-3971
HSA Cylinder Assembly

- Handed
- Cast iron
- 24V AC/DC input only for holding solenoid
- Standard



4311HSA-3071
HSA Cylinder/Plate Assembly

- Handed
- Includes scanner module and system timer module
- "On/Off" switch assembly provides continuous hold-open function
- 24V AC/DC input only for holding solenoid and electronics modules
- Standard

Cover



4310HSA-72MC
Metal Cover

- Handed
- Standard

Track



4310HSA-3038
Track

- Non-handed
- Standard

Arms



4310HSA-3077T
Standard Arm

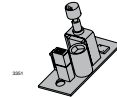
- Handed



4310HSA-3077DE
Double Egress Arm

- Handed
- For double egress doors and frames
- 2 11/16" (67 mm) maximum reveal
- Optional

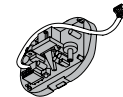
Switch



4310HSA-3448
Switch Assembly

- Provides continuous hold-open function
- Available in 24V only

Scanner



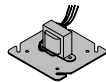
4310HSA-3428
Scanner Module

Installation Accessories



4310HSA-3034
Track Roller

- Quiet, low friction roller assembly
- Shoulder dimension "X" = 1/8" (3 mm)



4310HSA-3210
Transformer

- Reduces line voltage from 120V to 24V AC
- Mounted on plate for 4" (102 mm) x 4" x 2-1/8" (54 mm) junction box (by others)

4310 HSA Series

Ordering Information

How-to-order 4310 HSA Series closers

Select hand

- RH
- LH

Voltage

- 24V AC/DC

Specify finish

- Standard Powder Coat _____
Aluminum, Dark Bronze, Statuary, Light Bronze, Black, Brass.

Closer will be shipped with:

- 24 AC/DC HSA cylinders
- Metal cover
- Standard arm
- Standard track
- Track roller
- Wood & machine screw pack
unless options listed below are selected.

Closer options

Arm

- Double Egress (DE)

Finishes

- Custom Powder Coat (RAL) _____
- Plated Finish, US _____

Screw pack

- TB*, Wood & Machine Screw (TBWMS)
- TORX Machine Screw (TORX)
- TB* & TORX Machine Screw (TBTRX)
* Specify door thickness if other than 1-3/4"

Installation accessories

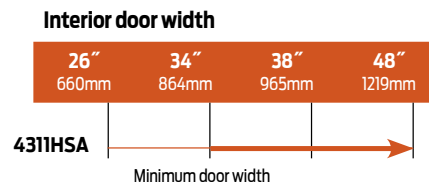
- Transformer, 4310HSA-3210

Special template

- ST- _____ (if required)

Table of sizes

- Closing power of 4310 HSA Series closers is field adjustable, shipped at size 3



→ Indicates recommended range of door width for closer size.