


4410 HSA Series

Features



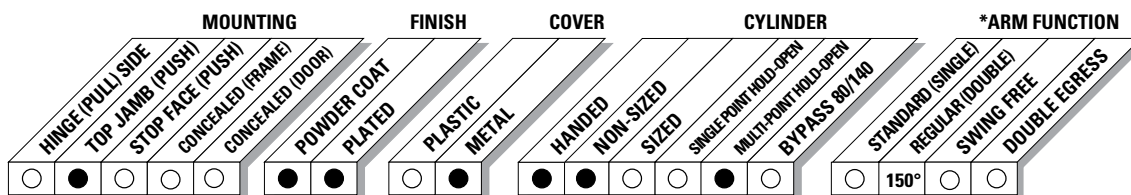
The 4410HSA SENTRONIC® is an electrically controlled closer/holder designed to provide easy passage for groups of pedestrians through high traffic doors. Pedestrians, moving through the doorway, trigger the built-in scanner. When the door is opened to 80° or more, the door is electrically held open to minimize wear and tear on applied door hardware. After the last pedestrian in a group passes through the doorway, the system timer releases the hold-open, closing the door under control of the heavy duty closer. Double lever arm closer is specifically designed for push side mounting. Choice of finishes and accessories meet virtually all high traffic installation requirements.

Certifications	Grade 1 - ANSI A156.4, ANSI 156.16, NFPA 101, UL 10C, ADA, 100 Hour Salt Spray, Meets BAA - Buy American Act
Body Construction	<ul style="list-style-type: none"> ■ Cast Iron Body ■ Full Complement Bearing ■ 1-1/2" Diameter Piston ■ 11/16" Diameter Double Heat Treated Pinion Journal
Fluid	All Weather Fluid
Handing	Handed
Size	Field adjustable, shipped at size 3
Warranty	2 years
Fasteners	Wood and machine screw pack
Mounting	Top Jamb (Push Side)
Cover	Metal, Standard

Arms	<ul style="list-style-type: none"> ■ Regular Arm ■ Long arm, optional
Finishes/Colors/ Powder Coat	<ul style="list-style-type: none"> ■ Aluminum (689) ■ Statuary Bronze (690) ■ Light Bronze (691) ■ Black (693) ■ Dark Bronze (695) ■ Brass (696) ■ Custom colors optional ■ Optional plated finishes
Wiring	<ul style="list-style-type: none"> ■ Concealed or surface ■ 24V AC/DC input only ■ 120V AC input requires 4410HSA-3210 transformer ■ HSA features a scanner activated hold-open function, adjustable 15 seconds or 30 seconds ■ Built-in "On/Off" switch provides continuous hold-open feature

Special Templates

Customized installation templates or products may be available to solve unusual applications. Contact LCN Product Support for assistance.



● AVAILABLE
○ NOT AVAILABLE

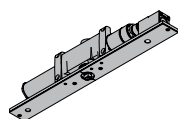
* Maximum opening/hold-open point with standard template. See individual closer series for degrees of opening per installation.

Cylinders



4412HSA-3971

- Handed
- Cast iron
- 24V AC/DC input only for holding solenoid
- Standard



4412HSA-3071

HSA Cylinder / Plate Assembly

- Handed
- Includes scanner module and system timer module
- "On/Off" switch assembly provides continuous hold-open function
- 24V AC/DC input only for holding solenoid and electronics modules
- Standard

Cover



4410HSA-72MC Metal Cover

- Handed
- Standard

Arms



4410HSA-3077 Regular Arm

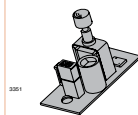
- Non-handed
- 3-7/8" (98 mm) maximum reveal



4410HSA-3077L Long Arm

- For increased opening
- 3-7/8" (98 mm) maximum reveal
- Optional

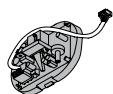
Switch



4410HSA-3448 Switch Assembly

- Provides continuous hold-open function
- Available in 24V only

Scanner



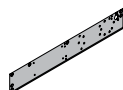
4410HSA-3428 Scanner Module

Installation Accessories



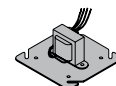
4410HSA-18 Mounting Plate

- Standard



4410HSA-18G Transformer Mounting Plate

- Substituted on flush ceiling installations
- Optional



4410HSA-3210 Transformer

- Reduces line voltage from 120V to 24V AC
- Mounted on plate for 4" (102 mm) x 4" x 2-1/8" (54 mm) junction box (by others)

4410 HSA Series

Ordering Information

How-to-order 4410 HSA Series closers

Select hand

- RH
- LH

Voltage

- 24V AC/DC

Specify finish

- Standard Powder Coat _____
Aluminum, Dark Bronze, Statuary, Light Bronze, Black, Brass.

Closer will be shipped with:

- 24 AC/DC HSA cylinders
- Metal cover
- Regular arm
- Wood & machine screw pack
unless options listed below are selected.

Closer options

Arm

- Long Arm (LONG)

Finishes

- Custom Powder Coat (RAL) _____
- Plated Finish, US _____

Screw pack

- TB*, Wood & Machine Screw (TBWMS)
- TORX Machine Screw (TORX)
- TB* & TORX Machine Screw (TBTRX)
* Specify door thickness if other than 1-3/4"

Installation accessories

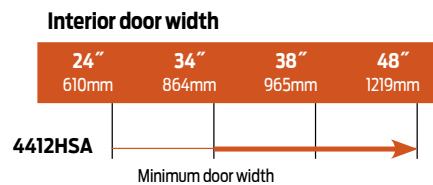
- Plate, 4410HSA-18
- Plate, 4410HSA-18G
(substituted for standard mounting plate)
- Transformer, 4410HSA-3210

Special template

- ST- _____ (if required)

Table of sizes

- Closing power of 4410 HSA Series closers is field adjustable, shipped at size 3



→ Indicates recommended range of door width for closer size.